


# TEKNOMOTOR

## HF motor C41/47



# TEKNOMOTOR

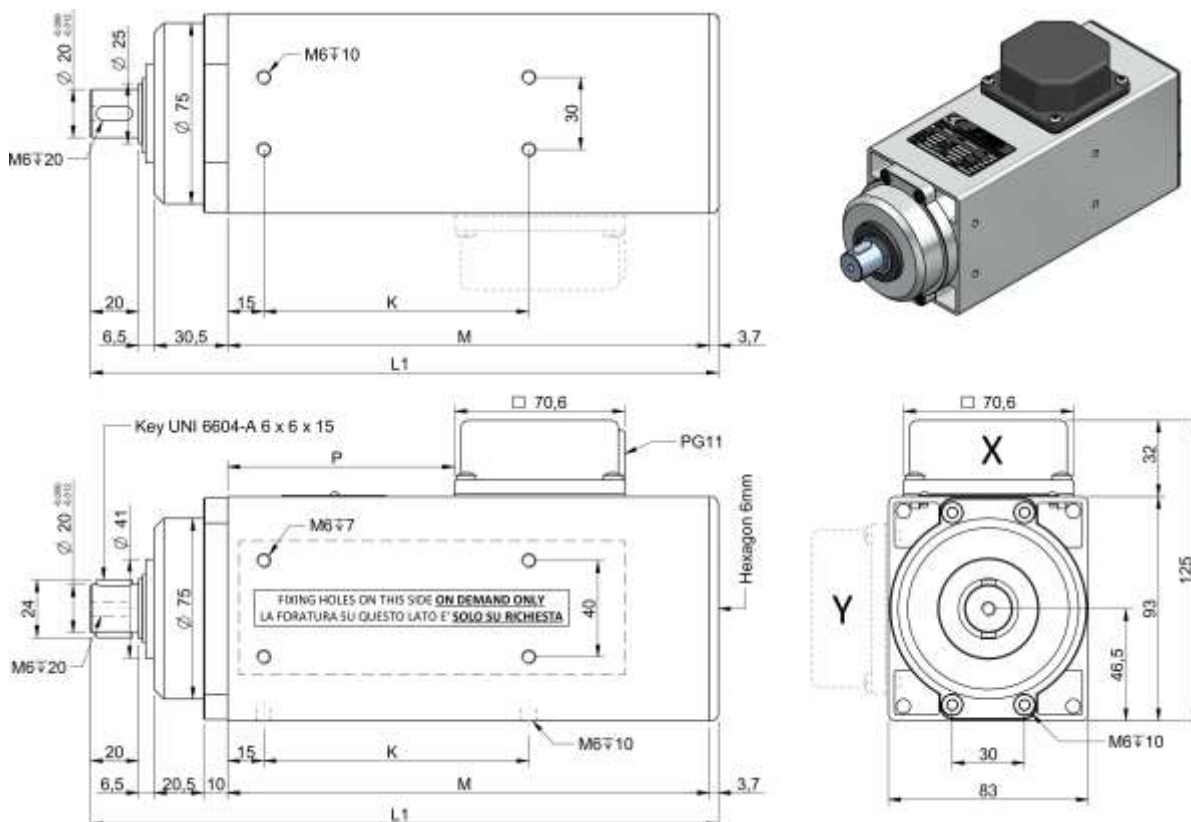
## ELECTRIC FEATURES – CARATTERISTICHE ELETTRICHE – ELEKTRISCHE DATEN

TYPE TIPO TYP	POWER POTENZA LEISTUNG	VOLTAGE TENSIONE SPANNUNG	FREQ.	SPEED VELOCITA' DREHZAHL	ABSORB. ASSORB. AMP AUFN	WEIGHT PESO GEW.
	kW	V	Hz	RPM	A	kg
C41/47 – A – SB	0.75	220 / 380	200	12000	4.2 / 2.4	4.7
C41/47 – B – SB	1.10	220 / 380	200	12000	5.4 / 3.1	5.3
C41/47 – C – SB	1.50	220 / 380	200	12000	6.7 / 3.9	6.6
C41/47 – D – SB	1.80	220 / 380	200	12000	8.0 / 4.6	7.0

For different voltage and frequency, contact our technical office. – Per valori diversi di tensione e frequenza, contattare l'ufficio tecnico.

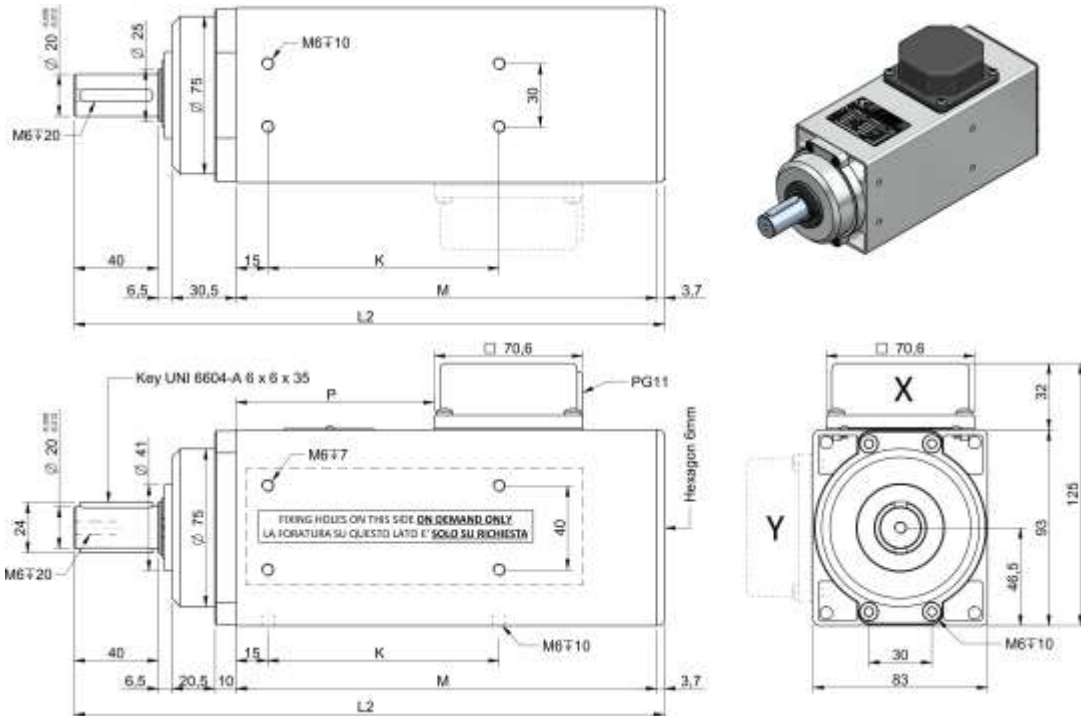
## OVERALL DIMENSIONS – DIMENSIONI INGOMBRO – ABMESSUNGEN

### C41/47 – SB – L20



TYPE – TIPO – TYP	L1 [mm]	P [mm]	K [mm]	M [mm]
C41/47-A-SB-L20	245.7	79.2	110	185
C41/47-B-SB-L20	260.7	94.2	110	200
C41/47-C-SB-L20	280.7	114.2	110	220
C41/47-D-SB-L20	300.7	134.2	110	240

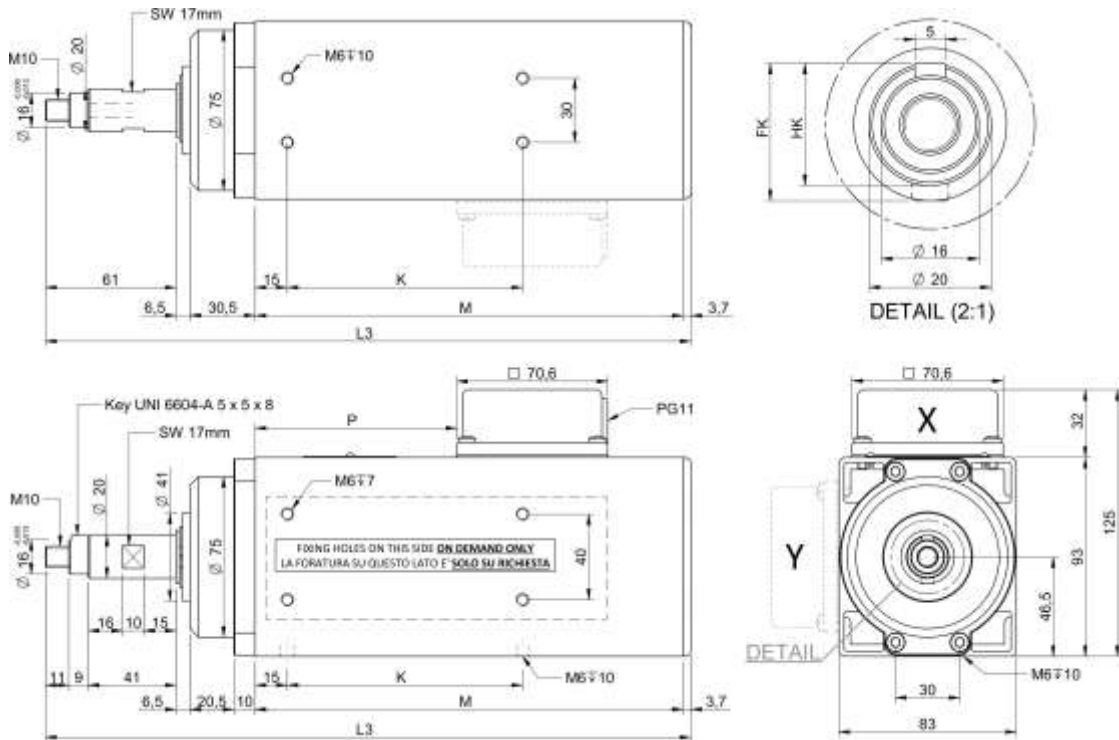
## C41/47 – SB – L40



TYPE – TIPO – TYP	L2 [mm]	P [mm]	K [mm]	M [mm]
C41/47-A-SB-L40	265.7	79.2	110	185
C41/47-B-SB-L40	280.7	94.2	110	200
C41/47-C-SB-L40	300.7	114.2	110	220
C41/47-D-SB-L40	320.7	134.2	110	240



## C41/47 – SB – L61



TYPE – TIPO – TYP	L3 [mm]	P [mm]	K [mm]	M [mm]	HK [mm]	FK [mm]
C41/47-A-SB-L61	286.7	79.2	110	185	18	19
C41/47-B-SB-L61	301.7	94.2	110	200		
C41/47-C-SB-L61	321.7	114.2	110	220		
C41/47-D-SB-L61	341.7	134.2	110	240		

