

# AF 165 CU PL HSK B80

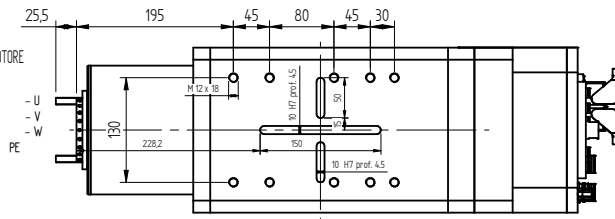


TYPE	VOLTAGE [Volt]	FREQUENCY [Hz]	RPM	DELIVER POWER [Kw]	ABSOR. [Amp]	Cos j	WEIGHT [Kg]
AF 165 CU PL 12/4 B80 Liquid	350	400	12000	16,0	49	0,91	70
AF 165 CU PL 15/4 B80 Liquid	350	400	12000	20,0	49	0,91	80
AF 165 CU PL 17/4 B80 Liquid	350	400	12000	25,0	49	0,91	85

TIPO	A	B	C
AF 165 CU 12/4	598.5	245.5	266.5
AF 165 CU 15/4	628.5	275.5	296.5
AF 165 CU 17/4	648.5	295.5	316.5

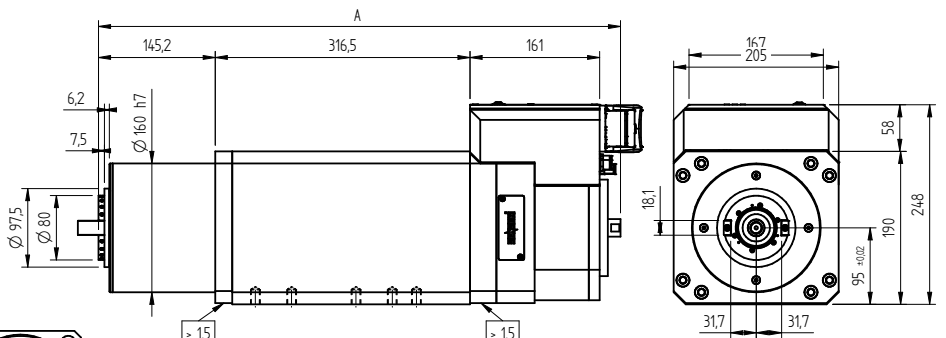
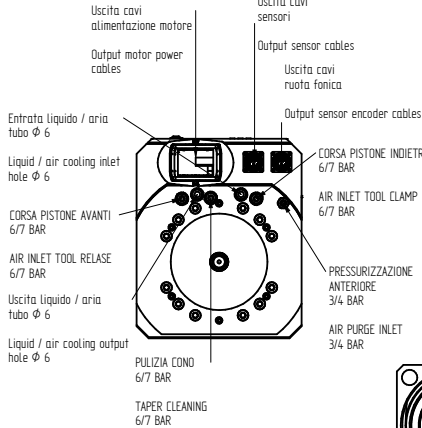
USCITA ALIMENTAZIONE MOTORE

- A - Fase motore /
- B - Fase motor /
- C - Fase motore /
- D - Filo di massa /
- E - Libero / free
- F - Libero / free
- G - Libero / free

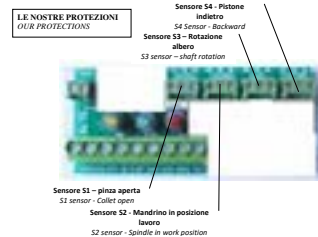
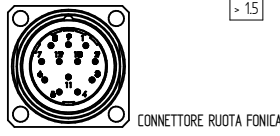


USCITA CAVI SENSORI

- 1 - Contagiri / T - RPM
- 2 - Pistone avanti / - AP
- 3 - Pistone indietro / - PI
- 4 - Pistone indietro utens. agganciato / - LAV
- 5 - Alimentazione / +24 - M+
- 6 - Alimentazione / 0 - B-
- 7 - Albero fermo - - STP
- 8 - Contatto nc protezione termica /
- 9 - Contatto nc protezione termica / nc contact of the thermal protection



N.B. Attacchi e movimentazione pistone da 1/4 gas, pressurizzazione da 1/8 gas



N° pin	Colori / colour	Funzioni / Function	
1-2-3	Libero / empty		
4	Bianco / white	Ua+	Segnale 1 / track 1
5	Marrone / brown	Ua-	Segnale 1 / track 1
6	Libero / empty		
7	Blu / blue	0V GND	0V GND
8	Rosso / red	Ub = 5V	Ub = 5V
9	Rosa / pink	Ub+	Segnale 2 / track 2
10	Nero / black	Ub-	Segnale 2 / track 2
11	Libero / empty		
12	Verde / green	5V Sense	5V Sense

