ELTE
High speed precision spindles

SCHEDA TECNICA

AF 110 CU 10/2 HSK E40

MODELLO	TENSIONE [Volt]	FREQUENZA [Hz]	GIRI	POT. RESA [Kw]	ASSORB. [Amp]	Cos j	PESO [Kg]
AF110 10/2 CU HSK E-40 aria compressa	350	300	18000	4,5	10,0	0,85	24
HSK E-40 liquido	350	300	18000	5,5	12,0	0,85	24
AF110 10/2 CU HSK E-40 aria compressa	350	300 - 400	18000 - 24000	4,5	10,0	0,82	24
HSK E-40 liquido	350	300 - 400	18000 - 24000	5,5	12,0	0,82	24

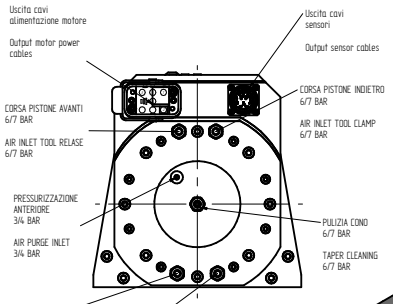

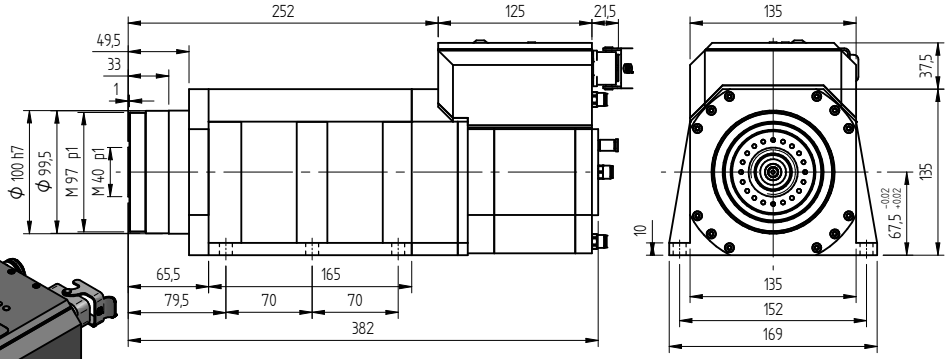

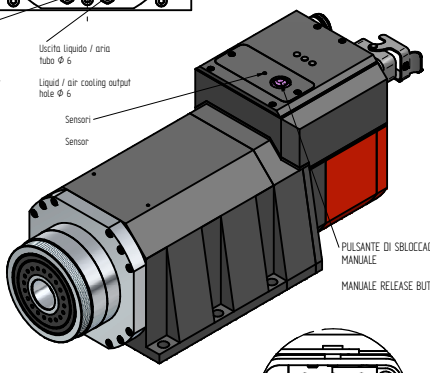

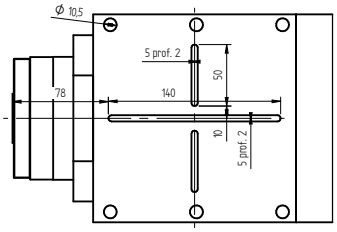

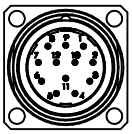

1 – Contagiri / *Two inpulses for revolution* – RPM
2 – Pistone avanti / *Air inlet tool relase* – AP
3 – Pistone indietro / *Air ilet tool clamp* – PI
4 – Pistone indietro utens. agganciato / *Air ilet tool clam in work position* – LAV
5 – Alimentazione / *Card feed* +24 – M+
6 – Alimentazione / *Card feed* 0 – B–
7 – Albero fermo – *Locked spindle* – STP
8 – Contatto nc protezione termica / *nc contact of the thermal protection*
9 – Contatto nc protezione termica / nc contact of the thermal protection

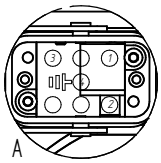

1 – Fase motore / *Motor' s phase* – U
2 – Fase motor / *Motor' s phasee* – V
3 – Fase motore / *Motor' s phase* – W
4 – Filo di massa / *Earth wire* PE
5 – libero / free
6 – libero / free
7 – libero / free

LE NOSTRE PROTEZIONI
OUR PROTECTIONS